

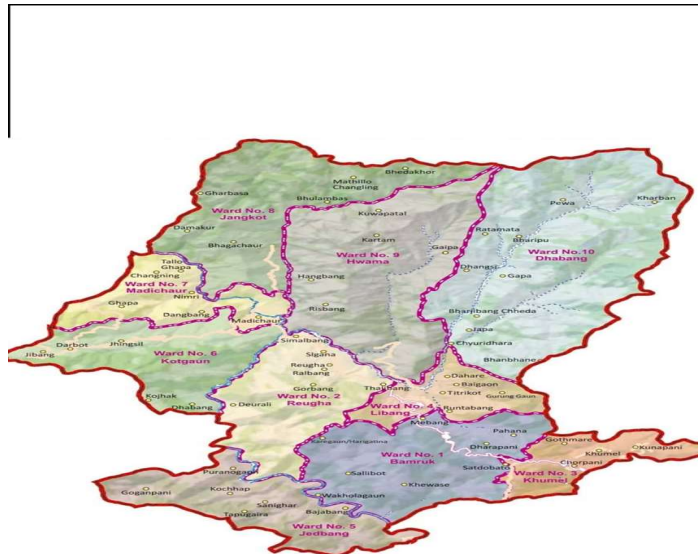
# ROLPA MUNICIPALITY

Lumbini Province, Rolpa

## AT A GLANCE

Population	Total	32759
	Male	14744
	Female	18015
Area (in square kilometer)		270.42
# of administrative wards		10
Key spoken language		Nepali Kham Magar
Major ethnicity	Dalit	18.3%
	Janajati	44.71%
	Madhesi	0.033%
	Muslim	0.047%
	Bramin/Chettri	30.68%
	Ohters	6.235%
# of Public health facilities		15
# of private health facilities		1

## MUNICIPALITY MAP (WITH HEALTH FACILITY)



## Key Health Sector Initiatives, Progress and Achievements during 2076/77

- Ghapa BHCS building constructed
- Deurali BHCS building constructed
- Bajbijauna Health center building constructed
- Toilet constructed on kojak health center
- Mothers group building constructed in japa
- Dhabang HP building maintenance
- Liban Health center room constructed
- Vaccination center building constructed









## Policy and Programme for FY 2077/78

## TOP TEN DISEASE PROFILE

## HMIS TARGET POPULATION (FY 2078/79)

Target groups	Population
Population <1 years	744
Population <5 years	3470
# of child 0-23 months	1490
# of child 12-59 months	3098
Population aged 10-19	7321
Female population aged 15-49	10259
Married Female population 15-49	8498
Total expected pregnancy	962
Total Expected live births	761

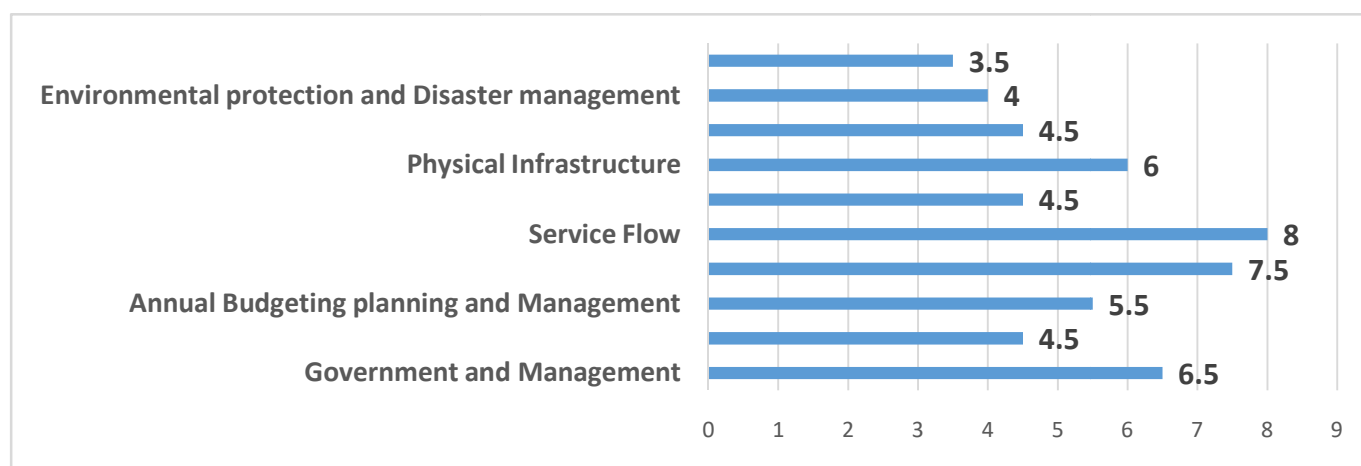
## Key Health Indicators

			2076/77	2077/78				2076/77	2077/78
	% of 4 ANC visit as per protocol	Municipality	50.5	44.5		% of <1 year children immunized with BCG	Municipality	88.5	72.8
		District	55.4	62.2			District	97.9	96.7
		Province	60.5	60.7			Province	92.1	94.4
		National	52.6	55.4			National	86	90.7
	% of institutional Delivery	Municipality	79.8	65.4		% of <1 year children immunized with DPT/HB/Hi B-3	Municipality	74	84
		District	62.9	68.2			District	86.2	101.6
		Province	81.4	79.7			Province	80.6	93.5
		National	65.7	64.9			National	77.9	87.3
	% of 3 PNC visit as per protocol	Municipality	23.8	44.1	% of children fully immunized as per NIP	Municipality	74	83	
		District	29	56.9		District	86.2	94.7	
		Province	21.8	29.2		Province	71	83.1	
		National	18.8	25.1		National	64.5	77.8	
	% of pregnant women who received TD2 and TD2+	Municipality	61.4	58.5		Incidence of ARI per 1000 children <5 years	Municipality	1136.7	953.6
		District	63.8	69.6			District	1041.3	921.2
		Province	63.6	68			Province	577.7	515
		National	59.4	60.1			National	594.2	533.4
	% of women received a 180 day supply of IFA	Municipality	48.1	44.3		Incidence of diarrhea per 1000 children <5 years	Municipality	739.2	805
		District	54.7	61.6			District	735.1	810.1
		Province	52.5	54.9			Province	350.2	356.5
		National	44	44.8			National	349.6	338.8
	Total No. of Abortion cases	Municipality	263	178		% of children 0-23 months registered for GM	Municipality	80.2	95.3
		District	831	779			District	87.6	99.4
		Province	18785	17497			Province	68.7	76.9
		National	87880	79952			National	65.2	72.7
	% of MWRA currently using contraception (CPR)	Municipality		38.32		% of newborns with low birth weights (<2.5kg)	Municipality	6.35	5.4
		District	38	34.82			District	3.1	2.7
		Province	37				Province	11.2	10
		National	37.4				National	8.3	7.3
	# of women currently using IUCD and Implant	Municipality	21819	1935		# of Neonatal deaths	Municipality	2	3
		District	102626	9792			District	20	27
		Province	1373422	138273			Province	393	512
		National					National	1772	2452
	# of new TB cases registered	Municipality	33	33		# of maternal deaths	Municipality	0	0
		District	187	198			District	0	2
		Province	5241	5412			Province	71	72
		National	25457	26462			National	217	250

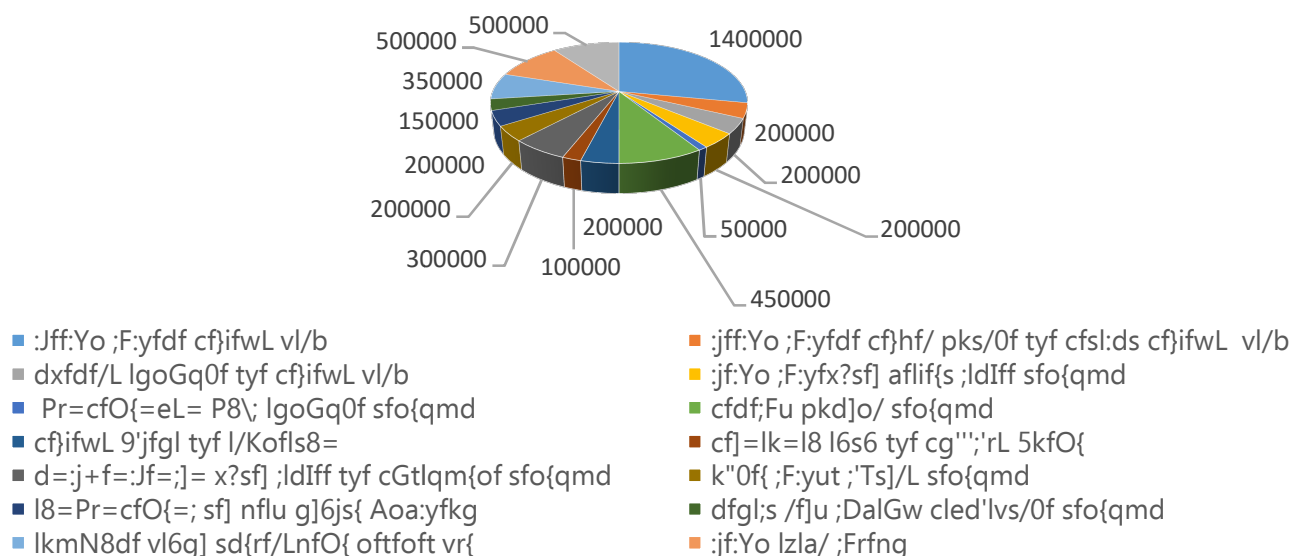
## Financial Resources Composition (budget estimates, in thousand NPR)

Total budget		2076/77	2077/78	2077/78
Financial resources from federal level	Conditional grant	31928	46988	45460
	Equalization grant	6136	10114	11954
	Others	2300	1050	2000
Financial resources from provincial level	Conditional grant	N/A	N/A	N/A
	Equalization grant	N/A	N/A	N/A
	Others	N/A	N/A	N/A
Financial Revenue generated at local level		1500	3500	500
Total Palika Budget		689947	736792	780171
Total Palika Health budget		41864	61652	59914

## Organisational Capacity Assessment Score/LISA Score, 2077/78



## Total Health Budget Breakdown, FY 2077/78 (Pie chart)



### Key Policy and Programs, 2077/78

- रोल्पा नगरपालिकाको बाल विवाह न्यूनीकरण सम्बन्धी पञ्च बर्षिय रणनीतिक योजना (२०७५/०७६-२०७९/०८०)

### Service Readiness, Data Quality, Organizational Capacity in Fiscal Year 2077/78

	MSS score (%)	RDQA score		HMIS: on time reporting (%)	HMIS: Report Completeness (%)
		System	Data		
<b>Overall Rolpa Municipality</b>				96.7%	100%
<b>Public Health Facilities</b>					100%
<b>Rolpa Hospital</b>	63			58.3%	100%
Khumel HP	64		2.37	100%	100%
Liwang HP	79		2.46	91.7%	100%
Jedbang HP	60		1.85	100%	100%
Kotgaun HP	78		2.49	91.7%	100%
Jankot HP	77		2.55	100%	100%
Whama HP	59		2.08	100%	100%
Dhabang HP	68		1.79	100%	100%
<b>UHC harighatina</b>				91.7%	100%
UHC khewase				91.7%	100%
UHC jagati				100%	100%
UHC madichaur				100%	100%
UHC Gapa				100%	100%
BHS Deurali				91.7%	100%
BHS Gapa				100%	100%
BHS Sanoliwang				91.7	100%

### Plan for improving Service Readiness, Data Quality, Organizational Capacity in FY 2077/78

- Regular field visit, monitoring and onsite coach to health workers.
- Supply the Essential commodities to health workers.
- Provide essential training with coordination with Health office
- MSS follow up to each health facility

#### For Further Information

Contact: Tanka Bahadur Giri, Health Coordinator, Rolpa Municipality

Phone: +977-9847851262

Email: giritank20@gmail.com